

Working Group "Bayes Methods"
Göttingen, 06.12.2018



Applications of Bayesian methods in health technology assessment



Ralf Bender



Institute for Quality and Efficiency in
Health Care (IQWiG), Germany

- Introduction
 - Bayesian vs. frequentist methods
 - IQWiG methods paper
- Bayesian methodology in HTA
 - Clinical trials
 - Economic evaluations
 - (Network) meta-analysis
- Meta-analysis with very few studies
- Discussion
- Conclusion
- References

Definition of Bayesian methods in HTA:

"The explicit quantitative use of external evidence in the design, monitoring, analysis, interpretation, and reporting of a health technology assessment."

(Spiegelhalter et al., 1999)

With this very general definition almost all HTA reports are based upon Bayesian methods, because almost always multiple sources are used, e.g., the main meta-analysis of RCTs for the benefit assessment AND registry data for epidemiological questions.

My understanding

Frequentist methods:

- Point and interval estimation of relevant parameters
- Significance testing
- Output: Point estimates, confidence intervals, p -values

Bayesian methods:

- Specification of prior distributions
- Calculation of posteriori distributions from prior distribution and likelihood
- Output: Expected values, credible intervals, Bayes factors

- Version 1 (2005):
Just a note that Bayesian methods exist in the context of **model uncertainty**.
- Versions 2 (2006) and 3 (2008):
Bayesian methods mentioned as **general alternative** to frequentist methods and that IQWiG will apply Bayesian methods "where necessary".
- Versions 4.0 (2011) and 4.1 (2013):
Designation of **indirect comparisons** as possible application area for Bayesian methods.

<https://www.iqwig.de/de/methoden/methodenpapier.3020.html>

- Version 4.2 (2015):
Use of Bayesian methods mentioned for **health economic evaluations** and **indirect comparisons**.
- Version 5.0 (2017):
Use of Bayesian methods mentioned for health economic evaluations, indirect comparisons, and **pairwise meta-analyses with very few studies**.

<https://www.iqwig.de/de/methoden/methodenpapier.3020.html>

Applications in clinical trials:

- Sample size calculation
- Dose-response experiments
- Monitoring of clinical trials
- Use of historical controls
- ...

(Spiegelhalter & Freedman, 1994; Ashby, 2006)

Evidence synthesis:

- Pairwise meta-analysis
- Network meta-analysis
- Meta-regression
- Multi-level models

Health economic models:

- Health economic decision models with parameter uncertainty
- Probabilistic methods for Bayesian networks

Use of frequentist methods:

- Usual methods for parameter estimation and significance testing
- Pairwise meta-analysis, meta-regression

Use of Bayesian methods:

- Network meta-analysis
- Reason:
The first complex methods for network meta-analysis were developed in a Bayesian framework (Lu & Ades, 2004)

Example: G09-01: Antidepressants

- Health economic evaluation of venlafaxine, duloxetine, bupropion, and mirtazapine compared to further prescribable pharmaceutical treatments
- Markov model was used for health economic evaluation
- Effect estimates of meta-analyses, indirect comparisons (Bucher method) and network meta-analyses were used as input for the Markov model
- For network meta-analysis Bayesian methods using MCMC and uninformative prior distributions were applied (Sturtz & Bender, 2012)
- Reason: The frequentist methods for network meta-analyses available at this time could **not** deal with multi-arm trials

- Benefit assessment of biotechnologically produced drugs for the treatment of rheumatoid arthritis
- Comparison of 9 drugs
- Network meta-analysis
- Application of R package `netmeta` (Schwarzer et al., 2015)
- Use of frequentist methods now available (even for multi-arm trials)
- Simulation study demonstrated slightly better results for `netmeta` compared to Bayesian methods (Kiefer, 2015)
- No (arbitrary) choice of prior distributions required

- For network meta-analysis Bayesian methods no longer required
- Reason:
Application of R package `netmeta`
- No application of Bayesian health economic models
- Reason:
Currently no commission for health economic evaluations by the Joint Federal Committee



**No room for Bayesian methods
in IQWiG?**

Bayesian methods still play a role:

- For network meta-analysis Bayesian methods no longer required, but nevertheless a valid option (at least for sensitivity analyses etc.)
- **Bayesian methods may play a major role for meta-analyses with very few trials in the future**

Situation

- Fixed-effect (FE) model
 - Assumption: No true heterogeneity
- Random-effects (RE) model
 - Assumption: True heterogeneity (not too large)
 - DerSimonian & Laird (DSL) method (DerSimonian & Laird, 1986)
 - DSL ignores estimation uncertainty of τ (Veroniki et al., 2018)
 - A number of improved methods available
 - Knapp-Hartung (KH) method recommended (Veroniki et al., 2018)
 - Problem:
In the case of very few studies τ cannot be estimated reliably



KH method over-conservative in the case
of very few (2-4) studies

Bayesian methods

- Bayesian methodology allows the inclusion of prior knowledge about the heterogeneity parameter in the form of (weakly) informative prior distributions (Friede et al., 2017)
- Compromise between over-confident FE meta-analysis and over-conservative RE meta-analysis based upon KH method ?
- Reliable information on the prior distribution of the unknown parameters is required
- It may be possible to use empirical data from the *Cochrane Database of Systematic Reviews* (Turner et al., 2015; Rhodes et al., 2015)
- Alternative: Use of expert beliefs (Ren et al., 2018)

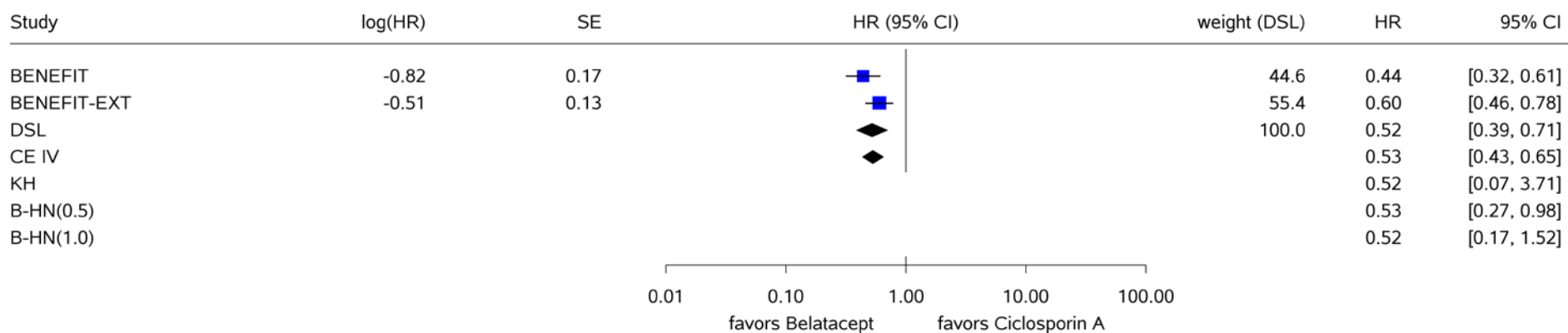
Bayesian methods

- However, it cannot be expected that a clear-cut choice for reliable prior information is available for all intervention types and all medical disciplines
- For binary data, use of half-normal priors with scale 0.5 and 1 for τ suggested (Friede et al., 2017)
- Even if these values are adequate, a decision is required which of these priors should be used
- A general scientific agreement is required which distribution for the heterogeneity parameter is valid for which situation

Belatacept after kidney transplant (2 significant studies)

- Belatacept vs ciclosporin A for prophylaxis of graft rejection in adults receiving a renal transplant (IQWiG report A15-25)
- Endpoint "renal insufficiency in chronic kidney disease stage 4/5"

Figure 1
Belatacept vs. Ciclosporin A
Renal insufficiency in chronic kidney disease

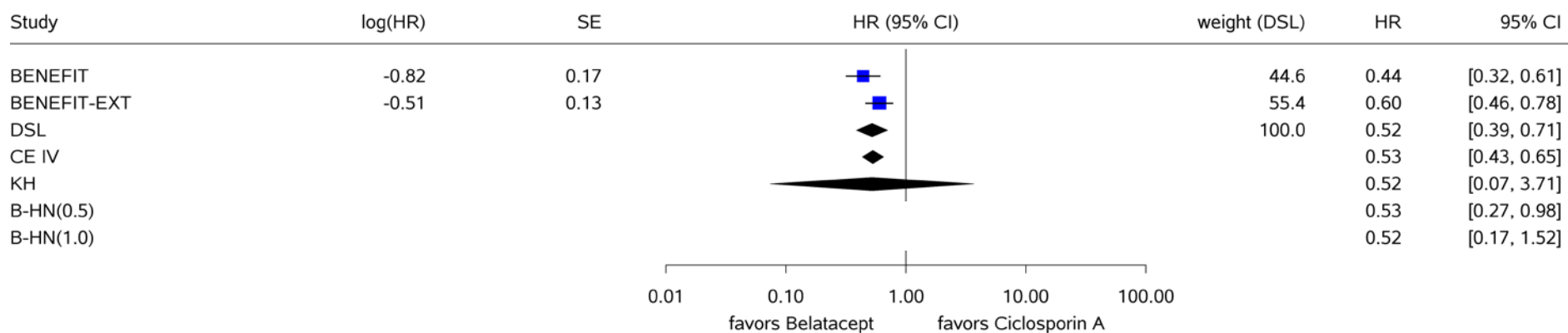


Heterogeneity: $Q=2.06$, $df=1$, $p=0.151$, $I^2=51.5\%$
Overall effect: Z Score=-4.21, $p<0.001$, Tau=0.157

Belatacept after kidney transplant (2 significant studies)

- Belatacept vs ciclosporin A for prophylaxis of graft rejection in adults receiving a renal transplant (IQWiG report A15-25)
- Endpoint "renal insufficiency in chronic kidney disease stage 4/5"

Figure 1
Belatacept vs. Ciclosporin A
Renal insufficiency in chronic kidney disease

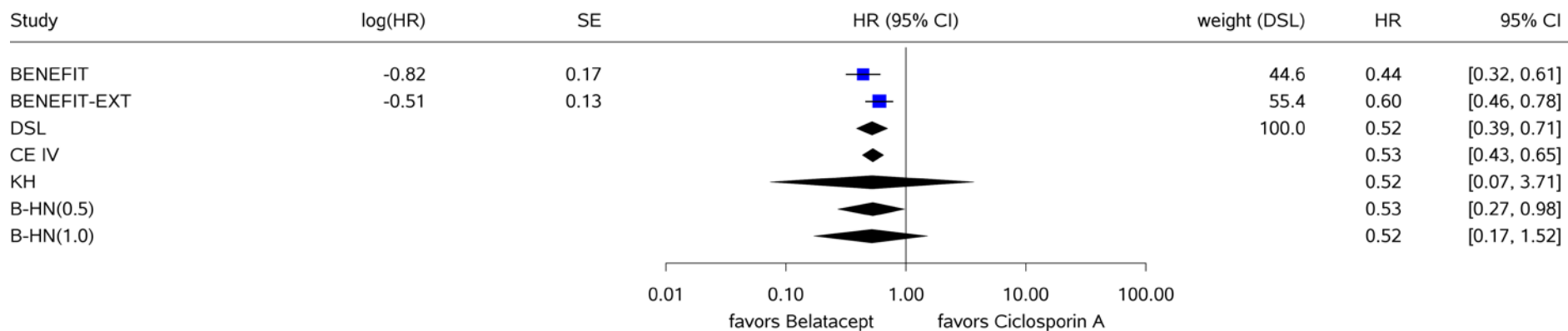


Heterogeneity: $Q=2.06$, $df=1$, $p=0.151$, $I^2=51.5\%$
Overall effect: Z Score=-4.21, $p<0.001$, $\tau=0.157$

Belatacept after kidney transplant (2 significant studies)

- Belatacept vs ciclosporin A for prophylaxis of graft rejection in adults receiving a renal transplant (IQWiG report A15-25)
- Endpoint "renal insufficiency in chronic kidney disease stage 4/5"

Figure 1
Belatacept vs. Ciclosporin A
Renal insufficiency in chronic kidney disease



Heterogeneity: $Q=2.06$, $df=1$, $p=0.151$, $I^2=51.5\%$
Overall effect: Z Score=-4.21, $p<0.001$, Tau=0.157



- 1) KH over-conservative; decision of no added benefit critical
- 2) Bayesian approach requires the decision of the "right" prior

- No satisfactory standard method is currently available to perform meta-analyses in the case of very few studies
- FE model in practice possible, but has limitations (over-confident in the case of true heterogeneity)
- In general, whenever heterogeneity cannot be excluded, the FE model should not be used
- However, in situations with only 1 single study, results of this study are interpreted and conclusions are made for the considered population
- In the case of 2 or more studies we can technically investigate heterogeneity and we try to assess heterogeneity even if heterogeneity cannot reliably estimated
- Thus, in the situation with very few studies, the simple FE model should be applied more frequently (Bender et al., 2018)

- Bayesian methods with informative priors may be a valid compromise between over-confident FE meta-analysis and over-conservative RE meta-analysis
- A general scientific agreement is required which prior distribution for the heterogeneity parameter is valid for which situation
- **Can this workshop be a starting point to reach such an agreement ?**

- Ashby, D. (2006): Bayesian statistics in medicine: A 25 year review. *Stat. Med.* **25**, 3589-3631.
- Bender, R., Friede, T., Koch, A., Kuss, O., Schlattmann, P., Schwarzer, G. & Skipka, G. (2018): Methods for evidence synthesis in the case of very few studies. *Res. Syn. Methods* **9** (in press).
- Friede, T., Röver, C., Wandel, S. & Neuenschwander, B. (2017): Meta-analysis of few small studies in orphan diseases. *Res. Syn. Methods* **8**, 79-91.
- Kiefer, C. (2015): *Netzwerk Meta-Analyse Schätzer und die Untersuchung der Konsistenzannahme: Ein Vergleich verschiedener Verfahren*. Dissertation, Medizinische Fakultät der Universität zu Köln.
- Lu, G. & Ades, A.E. (2004): Combination of direct and indirect evidence in mixed treatment comparisons. *Stat. Med.* **23**, 3105-3124.
- Rhodes, K.M., Turner, R.M. & Higgins, J.P. (2015): Predictive distributions were developed for the extent of heterogeneity in meta-analyses of continuous outcome data. *J. Clin. Epidemiol.* **68**, 52-60.
- Schwarzer, G., Carpenter, J.R. & Rücker, G. (2015): *Meta-analysis with R*. Springer International Publishing, Cham.
- Spiegelhalter, D.J., Myles, J.P., Jones, D.R. & Abrams, K.R. (1999): An introduction to Bayesian methods in health technology assessment. *BMJ* **319**, 508-512.
- Spiegelhalter, D.J. & Freedman, L.S. (1994): Bayesian approaches to randomised trials. *J. R. Stat. Soc. Ser. A: Stat. Soc.* **157**, 357-416.
- Ren, S., Oakley, J.E. & Stevens, J.W. (2018): Incorporating genuine prior information about between-study heterogeneity in random effects pairwise and network meta-analyses. *Med. Decis. Making* **38**, 531-542.
- Sturtz, S. & Bender, R. (2012): Unsolved issues of mixed treatment comparison meta-analysis: Network size and inconsistency. *Res. Syn. Methods* **3**, 300-311.
- Turner, R.M., Jackson, D., Wei, Y., Thompson, S.G. & Higgins, J.P. (2015): Predictive distributions for between-study heterogeneity and simple methods for their application in Bayesian meta-analysis. *Stat. Med.* **34**, 984-998.
- Veroniki, A.A., Jackson, D., Bender, R., Kuss, O., Langan, D., Higgins, J.P.T., Knapp, G., & Salanti, G. (2018): Methods to calculate uncertainty in the estimated overall effect size from a random-effects meta-analysis. *Res. Syn. Methods* **9** (in press).